


Charging Station Solution

PV & ESS & EV Charging Solution



SHENZHEN MEGMEET ELECTRICAL CO., LTD.

FOLLOW US





Contents

01-14	Charger
15-28	Charging Module
29-31	Charger Components
32	R&D Capability
33-34	Manufacturing Capacity

Super Fast Charging Stations SFC 40



AC Input

	> >

DC Output

	< >
	<

Working Environment Conditions

	<

Function

Appearance

Super Fast Charging Stations SFC 60



AC Input

	»

DC Output

	»
	»
	»
	<


Working Environment Conditions

	»

Function

Appearance

Super Fast Charging Stations SFC 60 to 180



Fast charging



Safe & efficient



Intelligent operation & Maintenance



Flexible expansion

AC Input

	> >

DC Output

	≡
	≡
	>
	≡

Working Environment Conditions

	≡

Function

Appearance

20 kW Charging Module



Wide constant power range



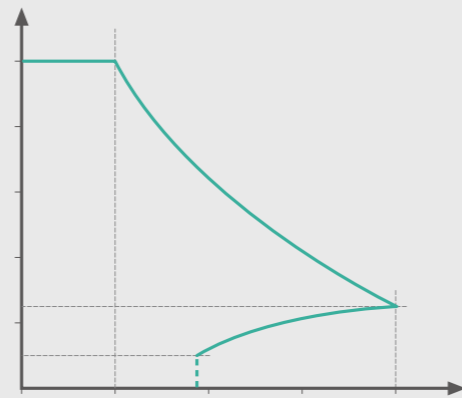
State grid unified size



Flexible expansion



Intelligent control



AC Input

<

> >
<

DC Output

≡

≡

≡

≡

≡

Monitor

Working Environment Conditions

≡ >

Product Reliability and Safety

Alarm and Protection

Dimensions and Weight

20 kW Charging Module



Low voltage and high current



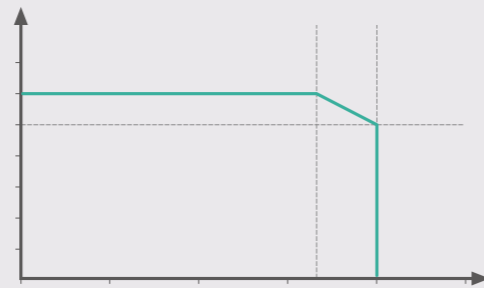
High power density



Flexible expansion



Intelligent control



AC Input

<

> >
<

DC Output

≡

≡

≡

≡

≡

Monitor

Working Environment Conditions

≡ >

Product Reliability and Safety

>

Alarm and Protection

Dimensions and Weight

20 kW Charging Module



Low voltage and high current



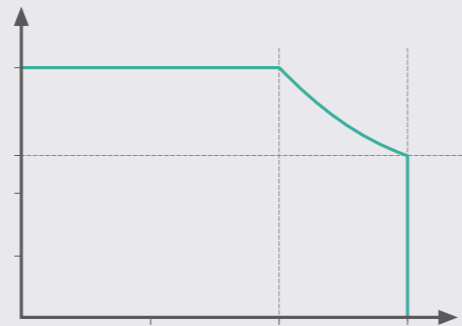
High power density



Flexible expansion



Intelligent control



AC Input

	<
>	>
<	

DC Output

	≡
	≡
	≡
	≡
	≡

Monitor

Working Environment Conditions

	≡ >
--	-----



Product Reliability and Safety

	>
--	---


Alarm and Protection

Dimensions and Weight

40 kW (ChAhChAha@or.7197 208.11.598 m



60 kW Charging Module



AC Input

<

>

DC Output

<

<

<

<

<

Monitor

Working Environment Conditions

>

Product Reliability and Safety

>

Alarm and Protection

Dimensions and Weight

25 kW Charging Module



DC Input

<

DC Output

>

Monitor


Working Environment Conditions

Product Reliability and Safety

Alarm and Protection


Dimensions and Weight

Charger Communication Control Unit (CCU)




Input voltage: —
Interface parameters: — — — —

Charger Telematics Control Unit (TCU)

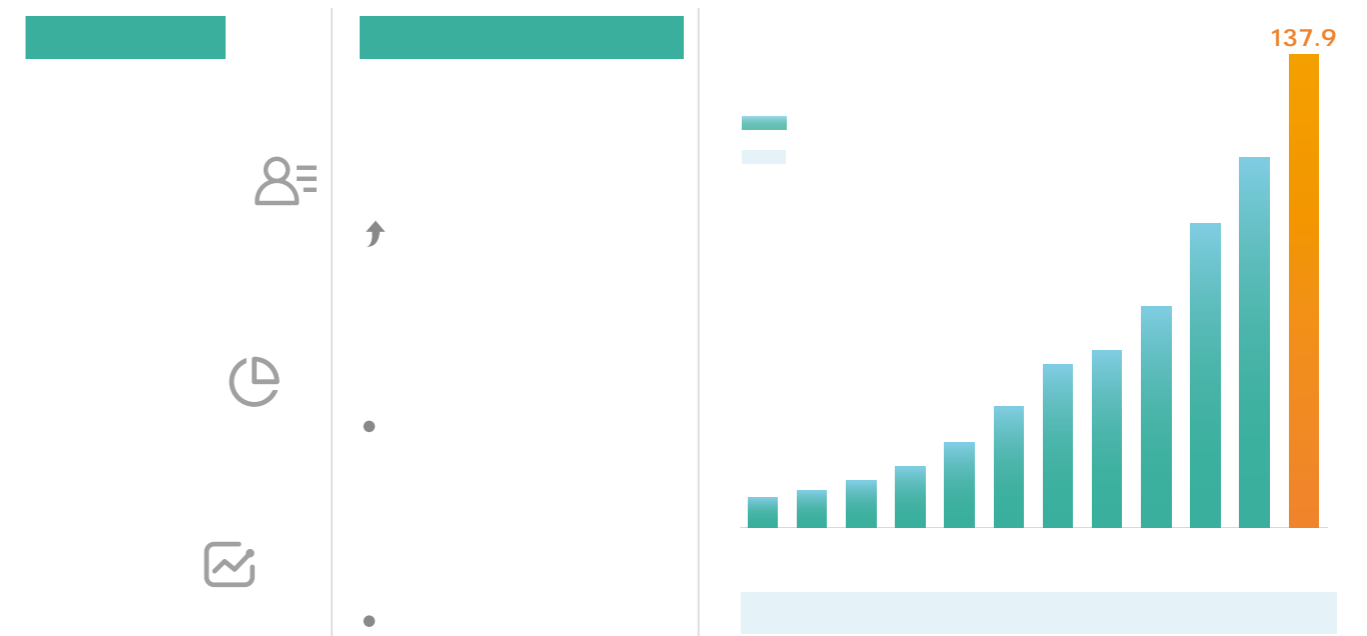


Input voltage: —
Storage chip: — —
Interface parameters: — — —

Charger Protocol Converter (PLC)



R&D CAPABILITY



-
-
-
-
-
-
-
-
-
-

Charging standards:	—	Communication port:	—
Electricity supply:	—	Dimension:	—
	—		
Working power consumption:	— <	Range of working temperature:	—





ODM

ODM

